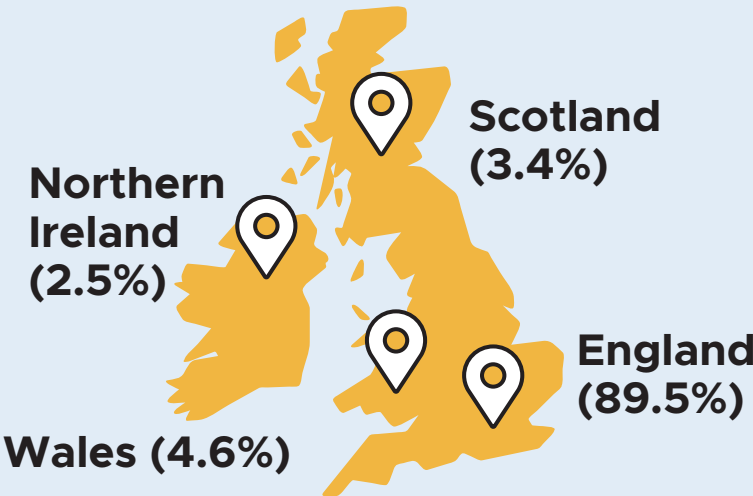


Patient reported experience of kidney care in the UK

Results

13,347

people with kidney disease completed the survey



Overall experience of patient care



6.29 out of 7

Areas of experience scoring highest

Score out of 7

Privacy & Dignity
6.40



Patient Information
6.40



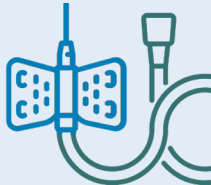
Access to the Team
6.38



Areas of experience scoring lowest

Score out of 7

Needling
5.82



Sharing Decisions
5.64

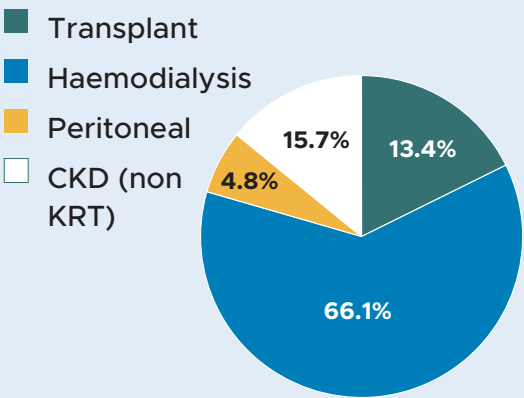


Transport
5.54

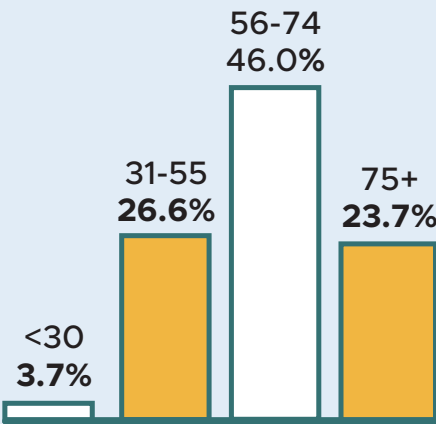


Who took part?

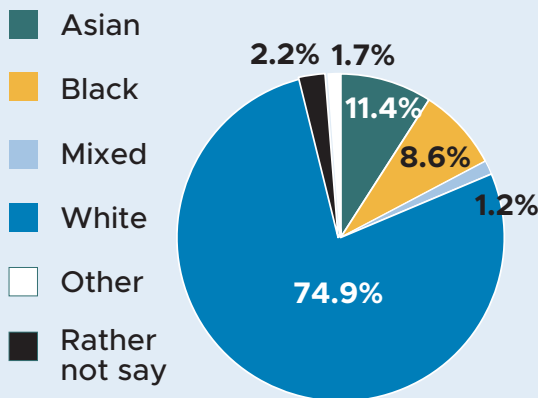
Current treatment



Age



Ethnicity



Gender

Female (40.4%)
Male (57.8%)
Non-binary (0.3%)
Rather not say (1.5%)



Patient comments and feedback

4,848 people provided comments about their experience of kidney care. These comments reveal, on a centre level, what matters to patients most and have been shared with Clinical Directors to review.